THE CRANLEIGH
CHRONICLE
Curriculum

Nurturing Belief and Ensuring the Highest Standards of Learning for All

Friday 24th November 2023

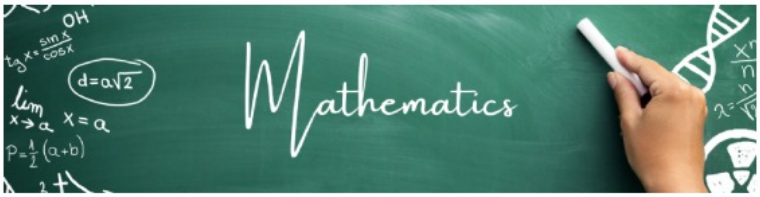

MRS C. JONES'S WELCOME

Welcome to our second curriculum-focused newsletter of the academic year, and the first in Maths! I hope it finds you well and you enjoy reading about how we teach maths in our school as well as a few hints and tips on how to encourage your children to use maths at home.

At Cranleigh Primary we strive to ensure that all children develop a positive attitude towards maths and become confident mathematicians. We believe that every child is capable of success and we want them to develop the mathematical skills that will be used throughout their daily lives. We hope for them to be able to appreciate the beauty and power of mathematics, and have a sense of enjoyment and curiosity about the subject.

Mrs C. Jones; Maths Lead

Can you crack the code?

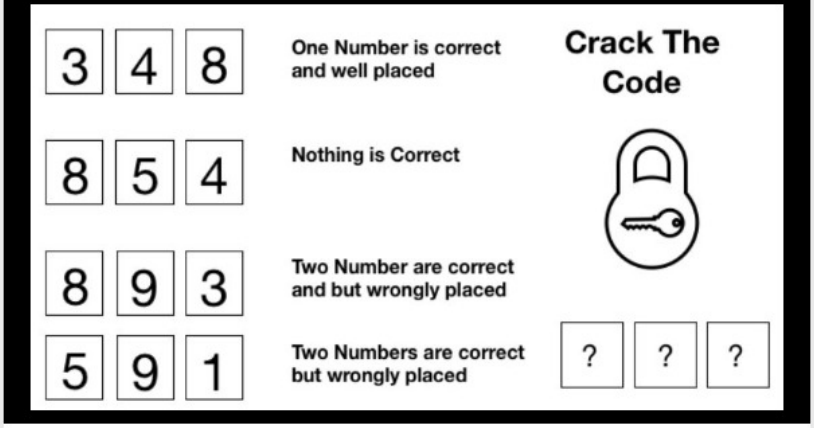

Crack The Code

3 4 8 — **One Number is correct and well placed**

8 5 4 — **Nothing is Correct**

8 9 3 — **Two Number are correct and but wrongly placed**

5 9 1 — **Two Numbers are correct but wrongly placed**

? ? ?

Learning Maths Through Stories

Why not read these stories with your child to help them develop their mathematical understanding and a positive attitude towards maths?













Book Recommendations

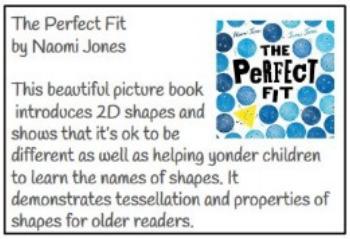

The Perfect Fit
by Naomi Jones

This beautiful picture book introduces 2D shapes and shows that it's ok to be different as well as helping yonder children to learn the names of shapes. It demonstrates tessellation and properties of shapes for older readers.



How Many Jelly Beans?
By Andrea Menotti

This giant picture book helps children to understand the concept of large numbers in a fun and engaging way, starting with 20 and working up to huge fold-out page showing one million jelly beans!

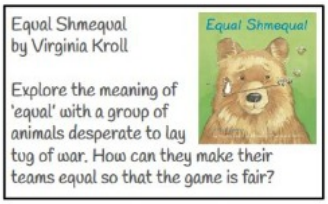

Equal Shmequal
by Virginia Kroll

Explore the meaning of 'equal' with a group of animals desperate to lay tug of war. How can they make their teams equal so that the game is fair?



The Lion's Share
by Matthew McElligott

During a special dinner, each animal takes half of the remaining cake that they are passed, leaving barely anything for Ant! The Lion's Share looks at doubling and halving in a fun and engaging way.

Premier League Maths Challenge!

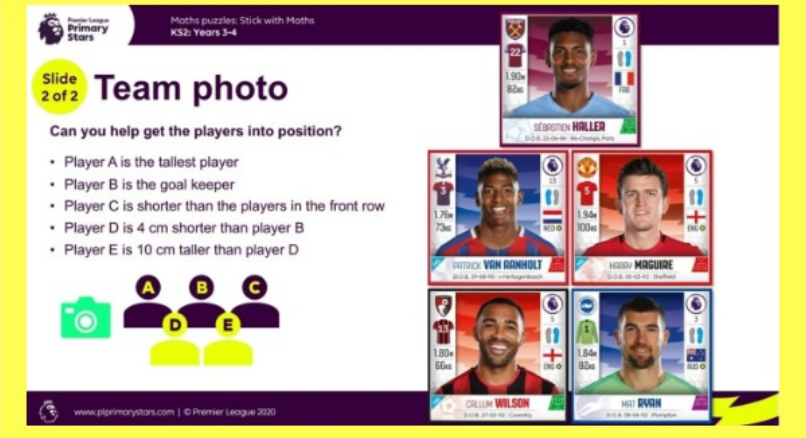
Premier League Primary Stars

Maths puzzles: Stick with Maths
KS2: Years 3-4

Slide 2 of 2

Team photo

Can you help get the players into position?

- Player A is the tallest player
- Player B is the goal keeper
- Player C is shorter than the players in the front row
- Player D is 4 cm shorter than player B
- Player E is 10 cm taller than player D

www.plprimarystars.com | © Premier League 2020

Optical Illusion!

While the lines in this optical illusion appear to be bent, they are in fact perfectly parallel horizontal lines!



MATHS-INSPIRED DAYS OUT

The Central London Maths Trail!

Engage with Maths as you walk from Parliament Square to Trafalgar Square.

Click HERE for the map and instructions.


The ATM/MA
London
Branch
Central
London
Maths Trail

Engage with Mathematical relationships, objects and ideas as you walk from Parliament Square to Trafalgar Square

Bletchley Park

It may be a couple hours' drive, but a visit to the top-secret home of the World War Two Codebreakers is an absolute must!

Paradox Parlours

Why not play a detective/escape game at home to practice those problem-solving skills!

PARADOX
PARLOURS
ESCAPE ROOMS

Tenpin Bowling

There's nothing like a game of bowling to help children with addition, subtraction, patterns and estimation - without them even realising!

Treasure Trails

Available as a printed booklet or an app, these treasure hunts and detective/spy mysteries are an inexpensive way of spending time out and about refining lots of mathematical skills.

Do let us know of any other days out that you feel would support our children's maths development!

FEATURED MATHEMATICIAN

Ada Lovelace

Ada Lovelace, 1815-1852, is considered the first computer programmer. Even though she wrote about a computer, the Analytical Engine, that was never built, she realised that the computer could follow a series of simple instructions, a program, to perform a complex calculation.

You could argue she helped pave the way for modern computer programmers such as Steve Jobs (Apple), Mark Zuckerberg (Facebook) and Bill Gates (Microsoft)!

Check out Rodocodo for some coding fun!

Why not make your own advent calendar for some festive number fun?!

Click HERE for more information.

We would love to see your wonderful creations!

Merry Christmas
22 4 16 1 17 11
24 7 13 9 2 23
12 19 6 14 8 10
3 15 20 18 5

Can you work out what number the red triangle represents?

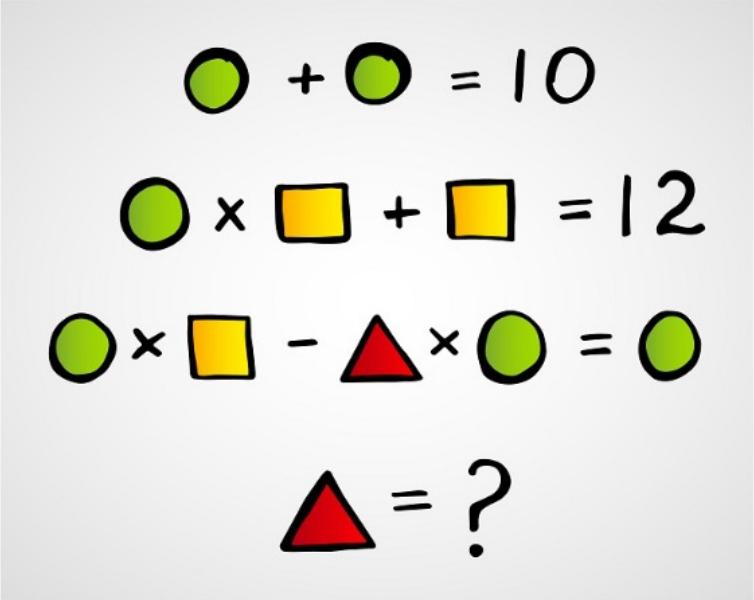

Let's Celebrate!

HOUSE POINTS

Check out our total to date on the website's Home Page, too!

HOUSE	Weekly TOTAL	TOTAL To Date
Otters	925	5483
Porpoises	**978**	**6116**
Dolphins	603	4093
Whales	737	4809

Class	House Point Winners
Reception	Millie, Sebastian, Reuben
Year 1	Nicole, Michael, Hebron
Year 2	Lukian, Kimberley, Rose, Liliana
Year 3	Towa, Benjamin, Jessica, Evelyn, Shiryu, William, Phoebe, Flora
Year 4	Saneem, Chethiya, Carolina
Year 5	Alex, Hania, Naz
Year 6	Kaitlin, Addison, Lira, Daryna, Teegan, Freddie

OUR WEEKLY WINNERS!

READY, RESPECTFUL, SAFE	SPOTLIGHT AWARD	Class
Matilda	Austin	Reception
Levi	Monique	Year 1
Amelia-Marie	Tienna	Year 2
Cassie	Amelia	Year 3 OJ
Ruby	Evelyn	Year 3 JT
Lilou	Charlie	Year 4
Radek	Kayden	Year 5
Addison	Valentine	Year 6 AM
Teegan	Eddie	Year 6 MM

ATTENDANCE CHAMPIONS

CLASS	WEEKLY ATTENDANCE %	ATTENDANCE TO DATE
Reception	94%	
Year 1	90%	90%
Year 2	90%	88%
Year 3 OJ	95%	93% (all Y3)
Year 3 JT	87%	
Year 4	89%	91%
Year 5	89%	91%
Year 6 AM	92%	91% (all Y6)
Year 6 MM	89%	

Do check out our social media accounts to stay up-to-date with all the latest information:

Facebook

X (Formerly Twitter)

HOW TO HELP YOUR CHILD

Top Tips

TOP TIPS

To help your child with maths at home you could try some of these ideas below:

- Do some baking – reading the scale as you measure out the ingredients. Use a timer and discuss how much time you have left and how much has already gone.
- Set up a little shop – gather items around the house, label them with prices, add up what you want to buy, work out what change you would get, what note and coins could you use to play exactly. Have a 50% off sale, what would the reduce prices be?
- Use card or dice to make numbers then perform one of the four operations.
- Organise toys or objects into arrays to practise times tables and then move into groups to show divisions.

More ideas for maths games can be found here
https://thirdspacelearning.com/blog/fun-maths-games-activities-for-kids/

Representations

Representations used in school

The part-part-whole model and the bar model show how parts can be combined to make a whole. These models can be used for single digit numbers, multi-digit numbers, or even decimal numbers! They are models that can help represent a problem so learners see the relationship between numbers. Below shows how they can be used to aid addition and subtraction problems but they can also represent multiplication and division.

Part Part Whole Model

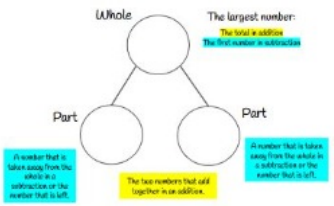
Whole
The largest number:
The total in addition
The first number in subtraction
Part
Part
A number that is taken away from the whole in a subtraction or the number that is left.
The two numbers that add together in an addition.
A number that is taken away from the whole in a subtraction or the number that is left.

Bar Model

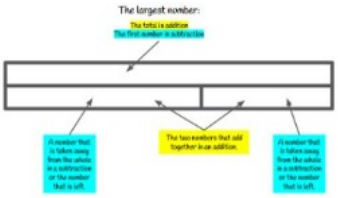
The largest number:
The total in addition
The first number in subtraction
A number that is taken away from the whole in a subtraction or the number that is left.
The two numbers that add together in an addition.
A number that is taken away from the whole in a subtraction or the number that is left.

Help your child with maths

I spy

...make a game of spotting shape and patterns in real life

Get tools

...make tools like rulers, weighing scales, calculators and measuring tapes easily accessible around the house.

Use games

...encourage games such as card games or board games that involve counting or patterns.

Cook up a storm

...use measuring out ingredients to reinforce maths skills.

Ask questions

...ask questions comparing real life things. Which do you think is.... the tallest, the smallest, the heaviest, the longest, the fastest, the most expensive?

Talk about it

...find out what skills are being taught in maths lessons and for homework. Be sure to ask about how answers were worked out!

Go online

...look online & in app stores for appropriate number and problem-solving games.

Out and about

When shopping count up the shopping and count out change together.

Involve maths in everyday life.

Money, cooking, music, computers, art, construction etc...

any real life situation!

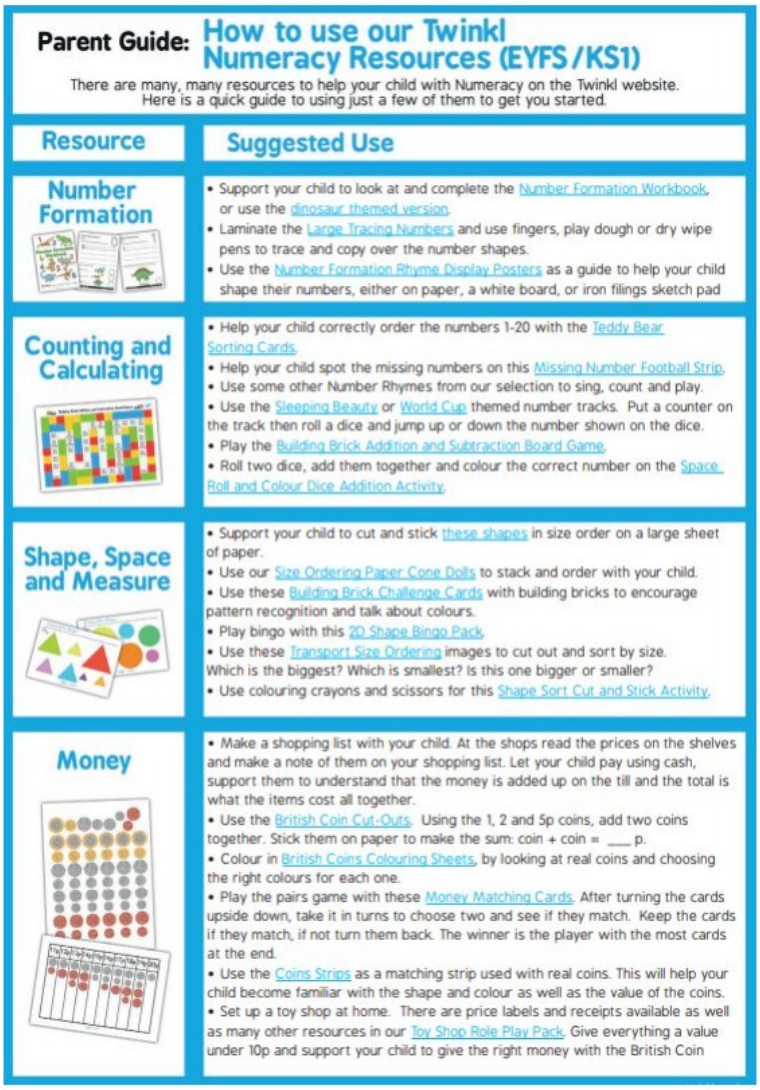

Parent Guide: How to use our Twinkl Numeracy Resources (EYFS/KS1)

There are many, many resources to help your child with Numeracy on the Twinkl website.
Here is a quick guide to using just a few of them to get you started.

Resource	Suggested Use
Number Formation	• Support your child to look at and complete the Number Formation Workbook, or use the dinosaur themed version. • Laminate the Large Tracing Numbers and use fingers, play dough or dry wipe pens to trace and copy over the number shapes. • Use the Number Formation Rhyme Display Posters as a guide to help your child shape their numbers, either on paper, a white board, or iron filings sketch pad
Counting and Calculating	• Help your child correctly order the numbers 1-20 with the Teddy Bear Sorting Cards. • Help your child spot the missing numbers on this Missing Number Football Strip. • Use some other Number Rhymes from our selection to sing, count and play. • Use the Sleeping Beauty or World Cup themed number tracks. Put a counter on the track then roll a dice and jump up or down the number shown on the dice. • Play the Building Brick Addition and Subtraction Board Game. • Roll two dice, add them together and colour the correct number on the Space Roll and Colour Dice Addition Activity.
Shape, Space and Measure	• Support your child to cut and stick these shapes in size order on a large sheet of paper. • Use our Size Ordering Paper Cone Dolls to stack and order with your child. • Use these Building Brick Challenge Cards with building bricks to encourage pattern recognition and talk about colours. • Play bingo with this 2D Shape Bingo Pack. • Use these Transport Size Ordering images to cut out and sort by size. Which is the biggest? Which is smallest? Is this one bigger or smaller? • Use colouring crayons and scissors for this Shape Sort Cut and Stick Activity.
Money	• Make a shopping list with your child. At the shops read the prices on the shelves and make a note of them on your shopping list. Let your child pay using cash, support them to understand that the money is added up on the till and the total is what the items cost all together. • Use the British Coin Cut-Outs. Using the 1, 2 and 5p coins, add two coins together. Stick them on paper to make the sum: coin + coin = ___ p. • Colour in British Coins Colouring Sheets, by looking at real coins and choosing the right colours for each one. • Play the pairs game with these Money Matching Cards. After turning the cards upside down, take it in turns to choose two and see if they match. Keep the cards if they match, if not turn them back. The winner is the player with the most cards at the end. • Use the Coins Strips as a matching strip used with real coins. This will help your child become familiar with the shape and colour as well as the value of the coins. • Set up a toy shop at home. There are price labels and receipts available as well as many other resources in our Toy Shop Role Play Pack. Give everything a value under 10p and support your child to give the right money with the British Coin

COMMUNITY NOTICES

BBC Children in Need

Thank you for your very generous contributions as part of our SPOTacular!

I am delighted to announce that Cranleigh C of E Primary raised £136 for this very worthwhile cause.

Thank you to the Cranleigh Rotary! And well done to our school and the other 7 schools who donated. What great community spirit!

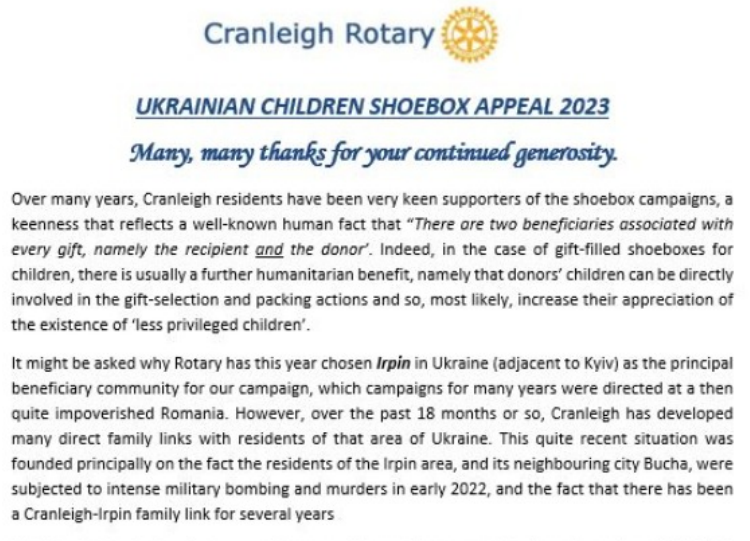

Cranleigh Rotary

UKRAINIAN CHILDREN SHOEBOX APPEAL 2023

Many, many thanks for your continued generosity.

Over many years, Cranleigh residents have been very keen supporters of the shoebox campaigns, a keenness that reflects a well-known human fact that "*There are two beneficiaries associated with every gift, namely the recipient* *and* *the donor*'. Indeed, in the case of gift-filled shoeboxes for children, there is usually a further humanitarian benefit, namely that donors' children can be directly involved in the gift-selection and packing actions and so, most likely, increase their appreciation of the existence of 'less privileged children'.

It might be asked why Rotary has this year chosen ***Irpin*** in Ukraine (adjacent to Kyiv) as the principal beneficiary community for our campaign, which campaigns for many years were directed at a then quite impoverished Romania. However, over the past 18 months or so, Cranleigh has developed many direct family links with residents of that area of Ukraine. This quite recent situation was founded principally on the fact the residents of the Irpin area, and its neighbouring city Bucha, were subjected to intense military bombing and murders in early 2022, and the fact that there has been a Cranleigh-Irpin family link for several years

Eight local schools (see list) were able to participate this year and their total number of gift-filled shoeboxes amounted to 365, with a further 60 or so added by members of local churches or other bodies/individuals in the community. We also had some magnificent knitted scarves, bonnets and gloves (see photo), as well as some high-quality men's clothing from a couple of recent widows. All will be graciously welcomed in Ukraine.

Attached is a selection of photos taken at some of the participating schools, as well as photos that indicate the 'box-to-carton' exercise' in RDA's barn on Rowly Drive; as before, we are most grateful to RDA for this excellent facility. A van loaded with about 45 cartons of gifts left Cranleigh for Ukraine on Monday 20th November.

Again, many, many thanks to all participants.

David Barry (President): November 2023

Eight local schools which donated about 365 boxes:
Cranleigh C of E Primary; Park Mead Primary; Cranleigh Preparatory; Cranleigh School;

St Cuthbert Mayne Catholic Primary; Glebelands County Secondary; Rikkyo; Duke of Kent.

Local organisations/companies that helped Cranleigh Rotary achieve their objective:

RDA (Riding for the Disabled Association); Bournes Removals; Surrey Hills Removals; and Celebration Cakes.

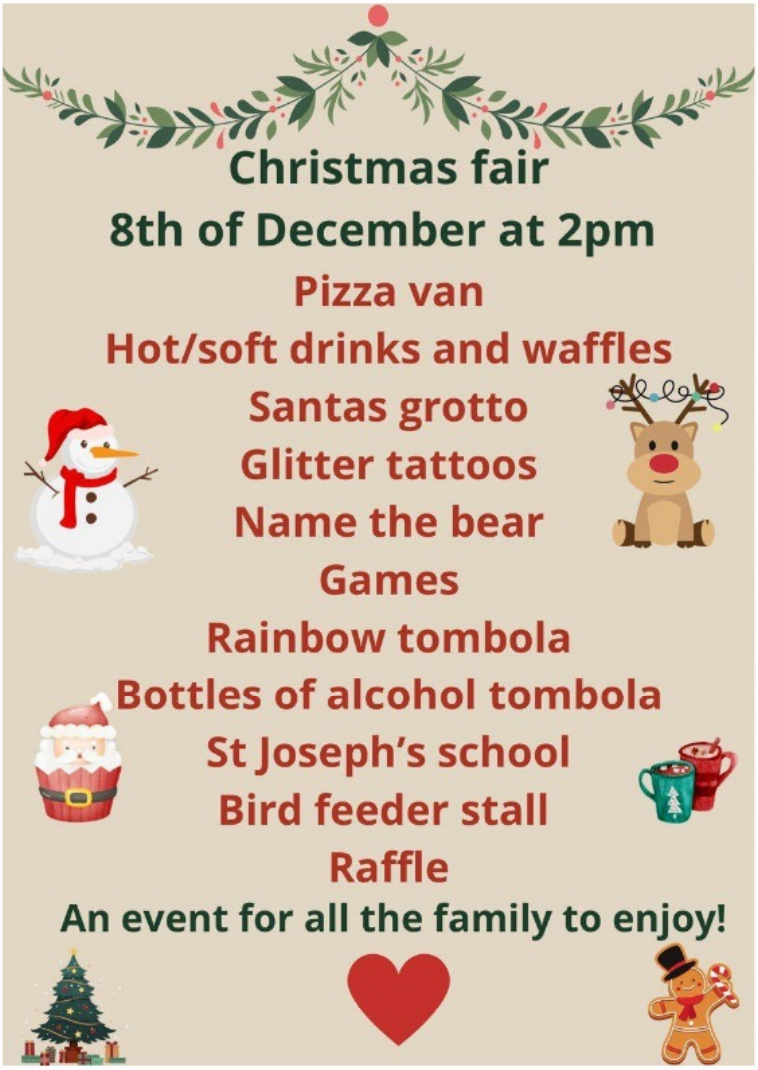

Christmas fair

8th of December at 2pm

Pizza van

Hot/soft drinks and waffles

Santas grotto

Glitter tattoos

Name the bear

Games

Rainbow tombola

Bottles of alcohol tombola

St Joseph's school

Bird feeder stall

Raffle

An event for all the family to enjoy!

WE NEED YOUR HELP

setting up and running stalls
on the Christmas fair
Friday, 8th of December

Contact
friends@cranleighprimary.surrey.sch.uk
if you wish to help

THANK YOU!

SURREY COUNTY COUNCIL
FOSTERING SERVICE

SURREY
COUNTY COUNCIL

Have you considered fostering? Do check out Surrey's fostering website, and their YouTube video, for more information.

The **Children's Commissioner** has launched The Big Ambition survey to understand what children want ahead of the next General Election.

Please scan the below QR code with your children so they can have their say.

THE
BIG
AMBITION

CHILDREN'S COMMISSIONER | help at hand | IMO

OUR SCHOOL CALENDAR

Full calendar dates can be found on our website.

KS1 Nativity Afternoon Performance to Parents - 1:30pm start	1:30PM – 2:30PM	06 December
Christmas Jumper Day	ALL DAY	07 December
Christmas Lunch	ALL DAY	07 December
Christmas Tree Being Delivered to St. Nicolas Church	ALL DAY	07 December
KS1 Nativity Morning Performance to Parents - 9:30am start	9:30AM – 10:30AM	07 December
Christmas Fayre from 2pm	2:00PM – 4:00PM	08 December
2pm Collection for Children	2:00PM – 2:00PM	08 December
Rotary Christmas Carol Concert	6:30PM – 8:30PM	13 December
Last Day of Term - 1:15pm finish	ALL DAY	15 December
Pantomime for All Children	9:00AM – 11:00AM	15 December

HAPPY
weekend